Login

1. Access the portal through the following link: https://unicamillus-studenti.gomp.it/Login/Index?ReturnUrl=%2f

2. Log in using your personal credentials, or via SPID or CIE. If you have forgotten your password, you can recover it by clicking on '*Password dimenticata?*'

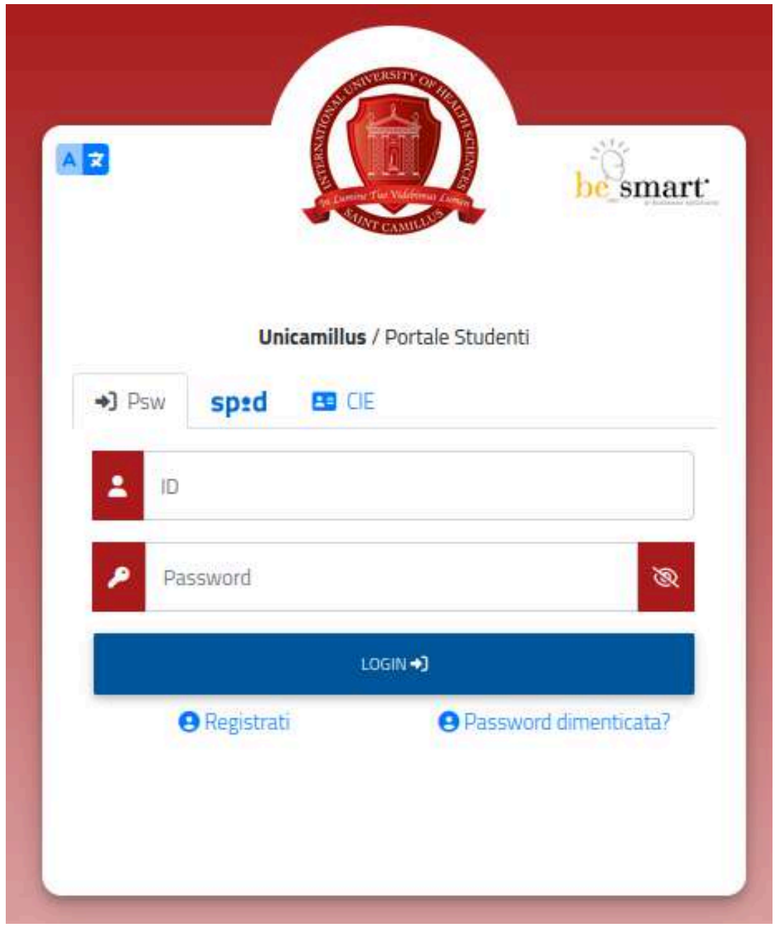

From the HOME PAGE, follow this path:

1.Enrollment and Admission Test Registration

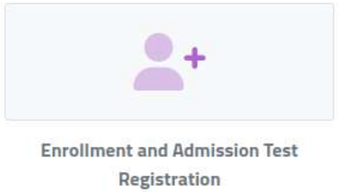

2. Bachelor’s and Single-Cycle Degree Programmes

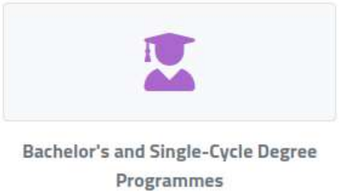

3.Limited numebr Admission Call



At this point, you will be redirected to the list of the various admission calls, divided by degree program.

Selection of the Call of interest

On this page, you will be able to select the call you wish to apply for by clicking on the pencil icon.

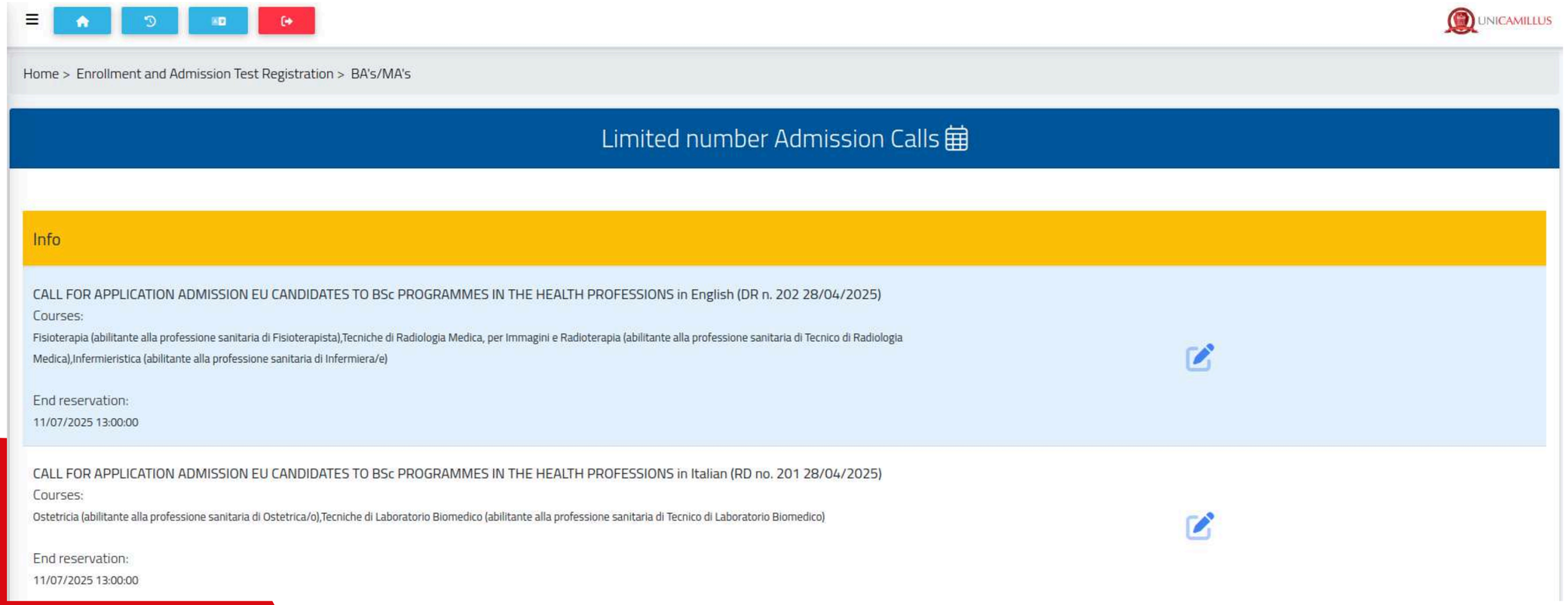

Candidates are advised to carefully select the relevant call for applications.

WARNING: The information displayed in this image is purely for demonstration purposes and is not necessarily relevant to your specific case.

The following page will appear, displaying information related to the academic year and the name of the selected degree program:

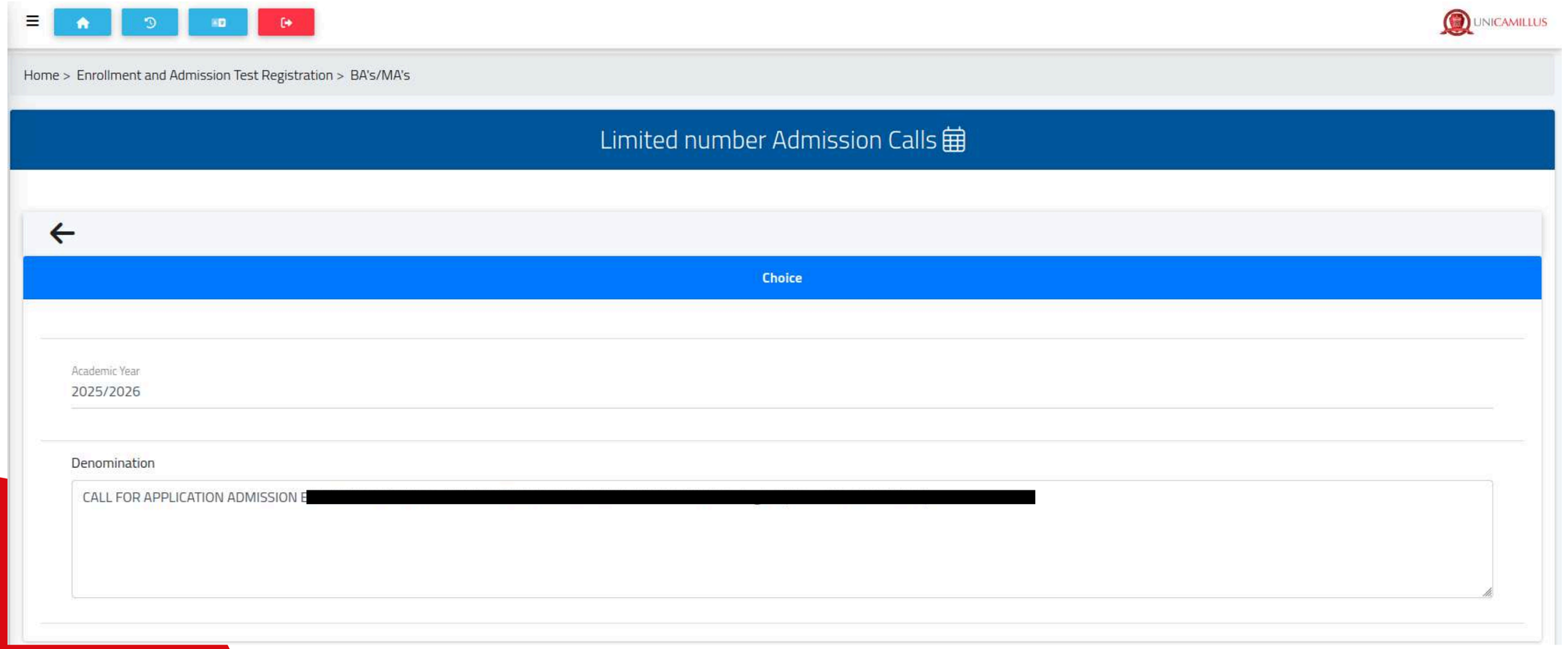

For some specific Calls ONLY!

For some calls, it might be necessary to select one or more degree programs from the dropdown menu for which you intend to apply. For further details and to ensure a correct selection, it is strongly recommended to carefully read the relevant call for applications.

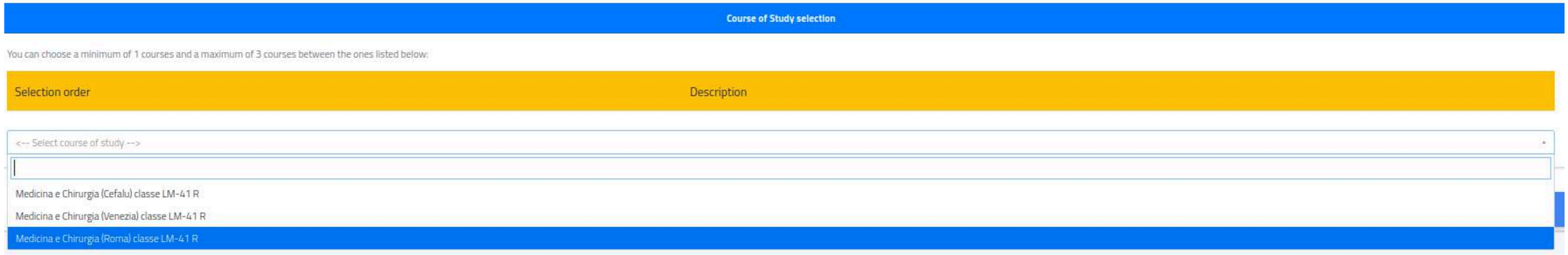



Select 1, 2, or 3 options. By selecting 2 or 3 options, you will be considered for multiple locations/courses.

WARNING: The information displayed in this image is purely for demonstration purposes and is not necessarily relevant to your specific case.

If you are sure about your selection and wish to proceed with the application, click the button **CONFIRM.**

You will now be required to confirm the following requirements (acceptance of these is mandatory in order to proceed):

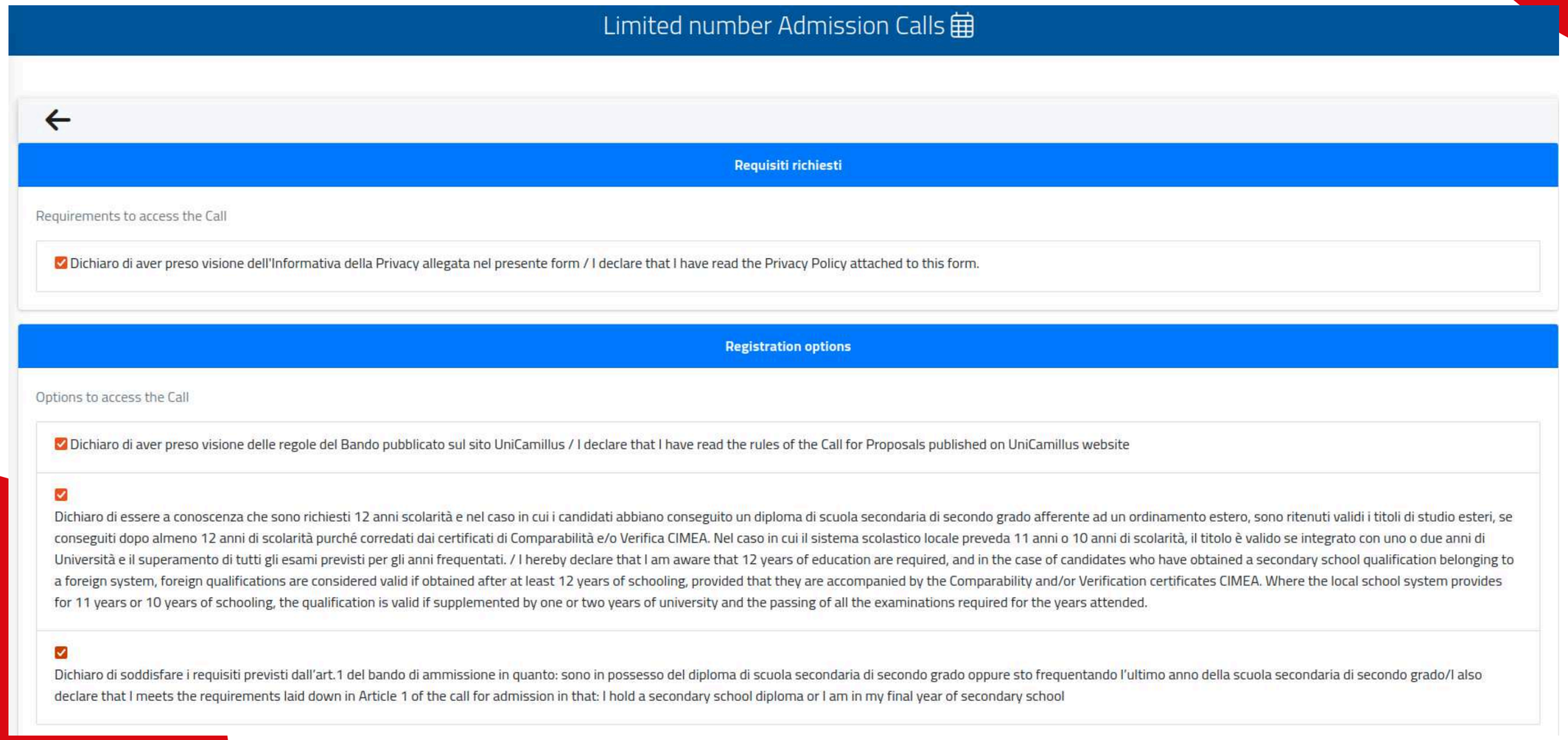

- In the next step, you will be able to download the privacy notice, which must be read, signed, and then uploaded. You can upload the signed form by clicking the button Sfoglia...



- The following box will display information regarding the language in which the test will be administered.

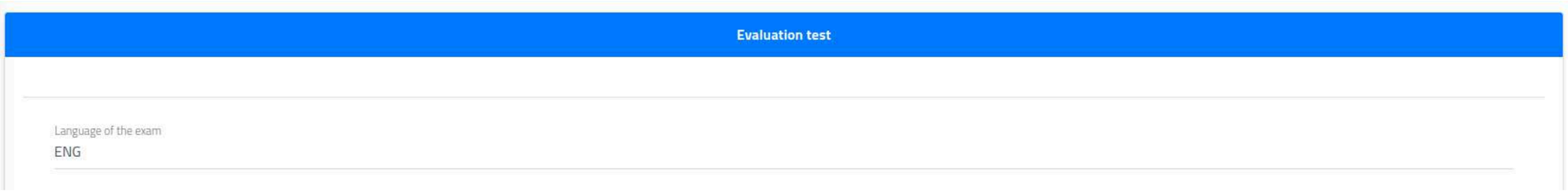

- In the final box, you will find the amount to be paid and the corresponding deadline.



WARNING: The information displayed in this image is purely for demonstration purposes and is not necessarily relevant to your specific case.

- Click on CONFIRM to continue

- Once the application has been confirmed, a short questionnaire will appear asking how you found out about UniCamillus. Among the available options, you will need to select the one that applies to you. Now, click SEND SURVEY to complete this step.

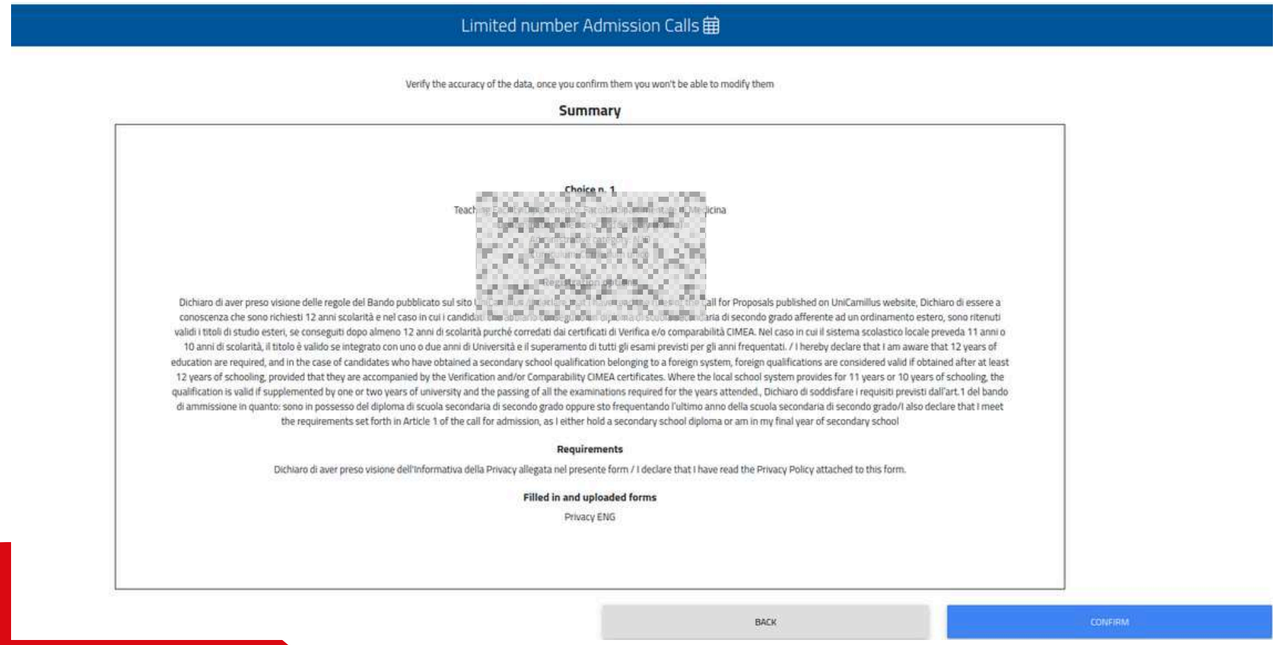

- A brief summary of the completed application will then appear on the screen- Click on **CONFIRM** to complete the procedure

- The registration receipt, including a QR code, will be displayed.



Now, return to the Home Page and navigate: FEES > PAYMENTS

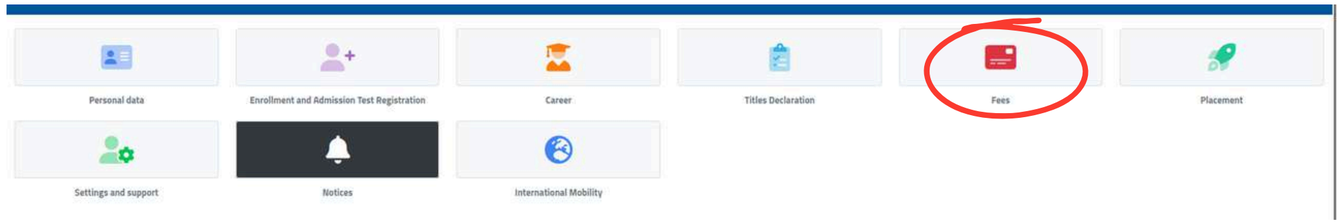

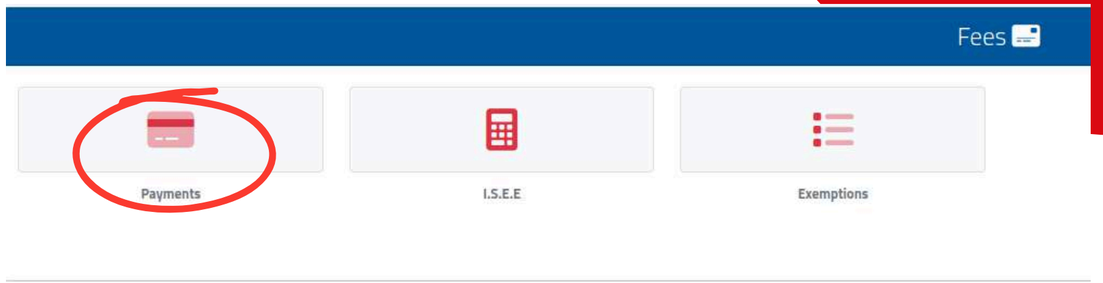

It will now be possible to select the relevant fee and proceed with the payment. This can be done using the PagoPA application or by downloading the CBILL payment slip, which allows the transaction to be completed via your online banking service or at affiliated retailers.

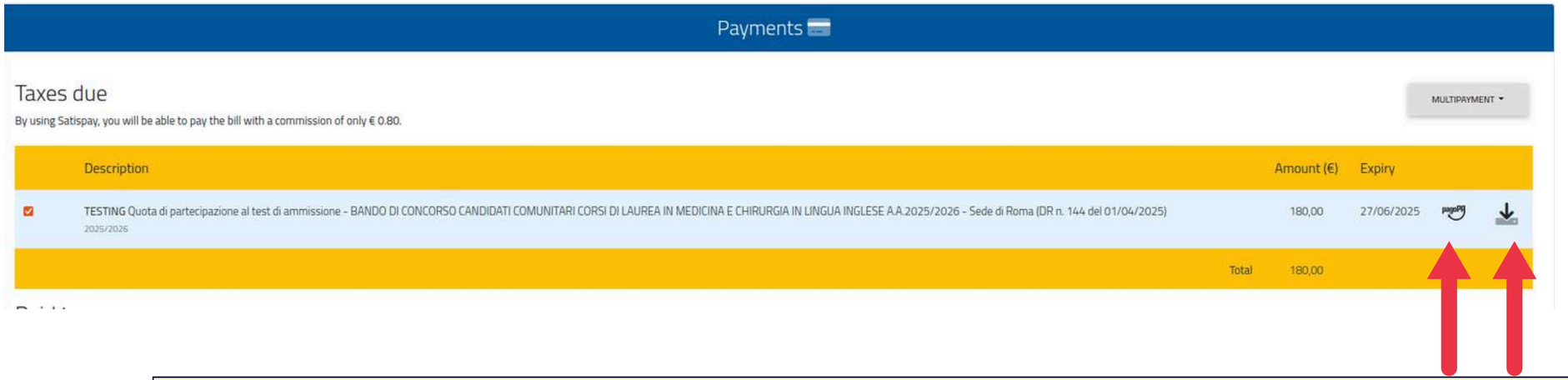

WARNING: The information and amounts displayed in this image are purely for demonstration purposes and are not necessarily relevant to your specific case.

- A copy of the completed application will be sent to the email address provided during registration on the GOMP portal. Additionally, by accessing the "LIMITED NUMBER ADMISSION CALLS" section again, you will be able to download a reminder of your application or resend it to your email inbox.

IMPORTANT

Candidates are reminded that it is mandatory to take note of their application submission number (**unique code**), as it will be used later to identify their ranking position on the merit list.

PLEASE NOTE

Candidates with disabilities or specific learning disorders (SLDs), based on the specific difficulties certified by medical documentation, may explicitly request auxiliary aids and/or additional time beyond the standard time allocated for the general pool of candidates. They may also request further measures to ensure equal opportunities during the admission test.
The request and the related medical documentation must be sent exclusively via certified email (PEC) to dsa.unicamillus@pec.it, no later than the application deadline indicated in the Admission Call.

Final Warnings



The application will be considered complete only upon payment of the fee indicated in the FEES AND CONTRIBUTIONS section of the GOMP portal.

IN CASE OF TECHNICAL ISSUES, please send an email to relations@unicamillus.org describing the problem encountered, preferably including screenshots if available.

THANK YOU FOR YOUR ATTENTION